

SubConn® Micro Circular Double O-ring 10, 12 and 16 contacts

Connector specifications

Voltage rating	300 V DC/AC rms
Current rating	5 A per contact (max 30 A per connector)
Insulation resistance	> 200 Mohm
Contact resistance	< 0.01 ohm
Wet matings	> 500
Temperature rating (water)	- 4 to 60°C, 25 to 140°F
Temperature rating (air)	- 40 to 60°C, - 40 to 140°F
Storage temperature rating	- 40 to 60°C, - 40 to 140°F
Qualified pressure tested	800 bar, 11,600 psi
Depth rating PEEK	300 bar, 4,350 psi

Material specifications

Connector body	Chloroprene rubber
Bulkhead body	Brass, titanium, anodised aluminium or stainless steel
Contacts	Female sockets in gold plated brass UNS - C36000 Male pins in gold plated beryllium copper
O-rings	Nitrile
Locking sleeves	POM or stainless steel
Snap rings	Stainless steel AISI 302
Bulkhead leads (30 cm, 1 ft)	20 AWG 0.52 mm ² coloured PTFE

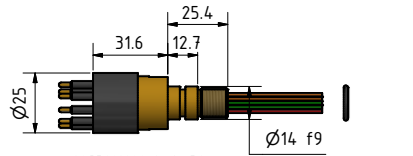
Face view (male)



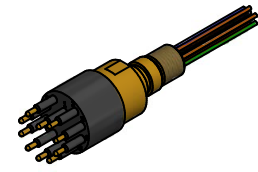


For more information
see page 30/31

MCIL10F
MCOM10F
MCPBOF10F
MDCD10F



MCBH10M 2 O-Ring
Key Flats 22mm

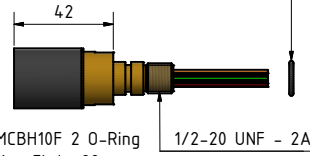


O-Ring
ø10.82 x 1.78
(2-013)



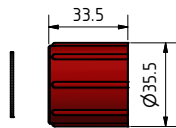
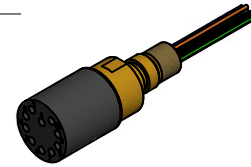
For more information
see page 30/31

MCIL10M
MCOM10M
MCPBOF10M
MDCD10M

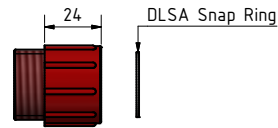


MCBH10F 2 O-Ring
Key Flats 22mm

O-Ring
ø15.6 x 1.78
(2-016)



DLSA-F



DLSA-M

DLSA Snap Ring

Drawing information

Dimensions in mm (1 mm = 0.03937 inch)
Threads in inches (1 inch = 25.4 mm)