

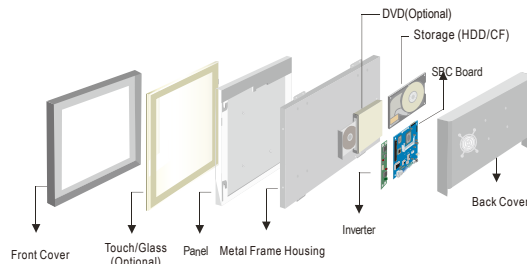
# R15IH7T-CHC3

## 15" Panel PC (Intel® 4th Generation Core™ i5 Platform)

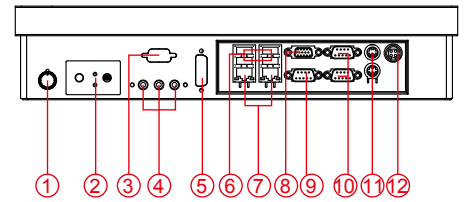
### Mechanical Design



**Chassis**

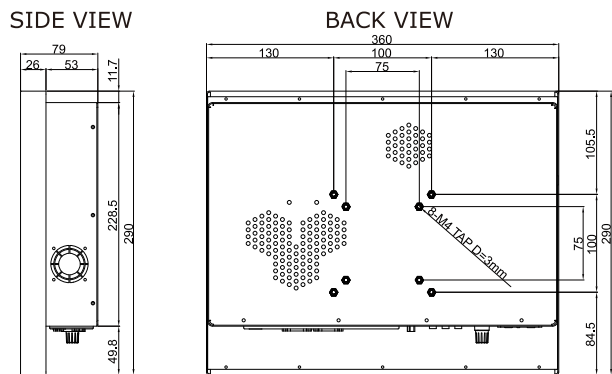
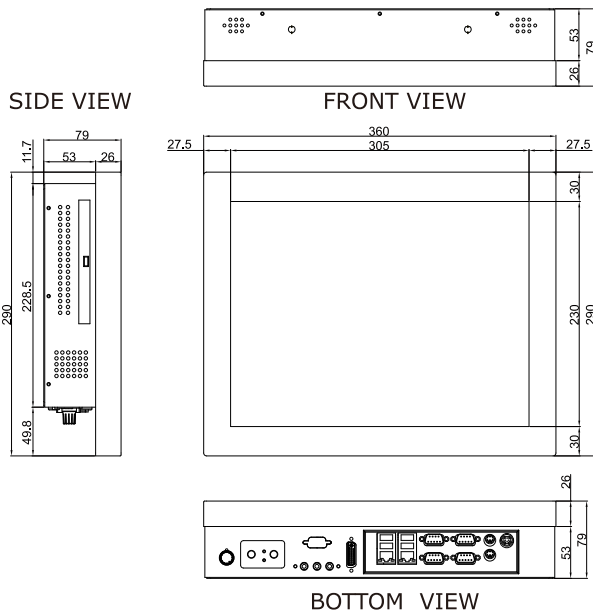


**Mechanical Design Dimensions**



- 1. Brightness Adjustment Knob
- 2. OSD Membrane
- 3. RS-232 Conn. (Optional)
- 4. Audio Jack
- 5. DVI (Optional)
- 6. USB
- 7. RJ-45
- 8. VGA Out
- 9. RS232/422/485
- 10. RS-232 Conn.
- 11. PS/2
- 12. 12V DC

**Fully Integrated I/O**



- \* Measurements shown in mm
- \* Tolerance of all dimensions is shown as follow 0~30 mm ± 0.1 mm, 30~50 mm ± 0.15 mm, 50~120 mm ± 0.2 mm, above 120 mm ± 0.25 mm
- \* Note: this is a simplified drawing and some components are not marked in detail. Please contact our sales representative if you need further product information.

### Specifications

#### System Specifications :

- CPU : Intel® 4th Generation Core™ i5-4300M  
2.6GHz Processor, turbo to 3.3Ghz
- System Chipset : Intel® QM87 Chipset
- System Memory : 2 x SO-DIMM, Max 16GB DDR3L 1600
- Audio : Realtek ALC886 HD Audio Codec
- Network : Intel® Ethernet Controller I210-IT+  
Intel® Gigabit Ethernet PHY I218-LM
- IDE/SATA : 2XSATA III

#### Input / Output :

- Serial Ports : 2 x RS232, 1 x RS232/422/485
- USB Ports : 4 x USB 3.0
- Keyboard / Mouse : 2 x PS/2
- Ethernet : 2 x RJ45-10/100/1000 Mbps
- VGA : 1 x VGA (female)
- Audio : Line-out, Line-in, Mic in

• Default setting: RS232

#### Expansion Slot :

- 2 x Mini PCIe (1 for WiFi, 1 for WWAN Module), 1 x PCIe x16
- \* A customized housing is needed if you would like to have the PCI expansion.

#### Power Management :

- Power Input : 12V DC IN (Lockable Power Jack)
- Power Consumption : 58W (typ.) (Max. backlight & high CPU load)

#### Accessories :

- External Adapter : 110~240V Ac-in Power Adapter

#### Display Specifications :

- Size/Type : 15" TFT
- Resolution : 1024 x 768
- Contrast Ratio : 500 : 1
- Brightness : 250 nits (Optional 400 nits)
- Viewing Angle : -70~70(H); -60~60(V)
- Max Colors : 16.2M

#### Environment :

- Operating Temperature : 0°C ~ 50°C
- Operating Humidity : 30% to 90% (non condensing)

#### OS BSP / Driver Support :

- Support Windows 7 Embedded / Windows 8 Embedded / Windows 10 IoT Enterprise

#### Order Options :

Mechanical : Chassis	Storage : 2.5" HDD/2.5" SSD / mSATA SSD
Touch : 5-Wire Resistive (Optional) AR Glass(Optional)	RAM : DDR3L 1600 Max 16GB
(A customized housing is needed if you have demands of SAW/IR/IT/SC touch)	OS : Windows 7 Embedded / Windows 8 Embedded / Windows 10 IoT Enterprise